



Core Correctional Practice in Offender Reentry: An Examination of Service Delivery Across Setting

2010 BJS/JRSA National Conference

**Stephen M. Haas, Ph.D.
Simon Bauer-Leffler, Ph.D.**

October 29, 2010





Offender Reentry in WV

- A key aspect is its focus on providing transitional services to inmates preparing for release.
- Provide pre-release services:
 - Prepare the offender for release
 - Identify available community resources and programs
 - Address the individual offender's needs pre-post release
- The primary purpose of transitional planning and services is to reduce potential barriers to successful reintegration.
- This study centers on the delivery of pre-release services and correctional programming designed to prepare the prisoner for release- across correctional settings.



Transitional Services

- Parole orientation course
- Infectious disease course
- Preparation of aftercare plan
- Update IRPP
- Contact information community services providers
- Scheduled appointments with community service providers
- Issuance of SSC
- Contact DMV
- Apply for state ID card
- Food stamps
- SSI benefits
- Veterans benefits
- Application info. FAFSA
- New birth certificate



Effective Service Delivery

- A growing body of research indicates that *how* services are provided may be as important as *what* is done.
- *How* interventions are delivered has been shown to impact an offender's engagement in treatment as well as subsequent outcomes.
- Generally, service delivery practices should:
 - Be consistent with the principle of general responsiveness (i.e., cognitive-behavioral approach);
 - Incorporate elements of empirically-supported core correctional practices.

Core Correctional Practices

(Adapted from Andrews, 2000; Dowden & Andrews, 2004)



- Andrews and Kiessling (1980) identified five dimensions of effective correctional intervention:
 - Appropriate Use of Authority
 - Appropriate Modeling and Reinforcement
 - Skill-building and Problem Solving Strategies
 - Effective Use of Community Resources
 - Relationship Factors
- Recent meta-analytic research by Dowden and Andrews (2004) found:
 - Programs that contained elements of CCP were associated with greater reductions in recidivism (i.e., substantially higher mean effect sizes) compared to those that did not.



Previous Research on CCP in WV

- Application of CCP is not as widely spread as one might hope, at least from the perspectives of inmates (Haas, Hamilton, and Hanley, 2007).
- As inmate perception of proper service delivery increased, so did the belief that they were prepared for release.
- This lends support for the notion that adhering to CCP within the context of offender reentry will better prepare inmates for release.
- Implied that staff characteristics and training in core skills should be addressed to ensure the maximum therapeutic impact of the WVORI.



Present Study: Research Focus

- Compare the delivery of transitional services across general population and work release center inmates
- Examine the extent to which these services are being delivered in a manner consistent with core correctional practices, as perceived by inmates
- Better understand the relationship between service delivery and inmates perceptions of their preparedness for release



Present Study: Data Collection

- Administered a self-report questionnaire to sample of soon-to-be-released prisoners.
- N = 496; 90-days from expected release
- 11 institutions; 2 work-release centers
- Sample selection and administration procedures modeled after recent research efforts (e.g., Steurer, Smith, and Tracy, 2001; Visher, La Vigne, and Castro, 2003)
- Response rate = 68.1% (496/728)



Sample Demographics


- 83% male (WR > 5% female)
- 67% under 40 years old, 38% less than 30
- 13% African American and 85% white (GP > 5% minority)
- 22% married and 51% single
- 60% at least 1 child under age 18
- 62% less than high school degree (GP > 2%)
- 70% committed violent crimes (WR > 5%)

Inmate Surveys on Prison Performance and Conditions




- Most studies in CCP have been based on observation of staff skills and/or program components. This study uses inmate survey responses.
- Inmate surveys are commonly used to study a wide range of issues in corrections. Examples include:
 - Criminal history and other characteristics of inmates;
 - Health and medical conditions of inmates;
 - Prison adjustment issues of inmates;
 - Prison victimization; and
 - Prison environment.
- In offender reentry research- Used to examine the experiences of inmates prior to and during incarceration as well as their expectations for release.

Inmate Surveys on Prison Performance and Conditions



- Recent research has centered on reliability and validity issues that surround inmate surveys (Camp, 1999; Camp, Gaes, Klein-Saffran, Daggett, and Saylor, 2002; Logan, 1992).
- These studies provide evidence that inmate survey data can be used to identify reliable measures that differentiate *prison performance and conditions*.



Results

Cross-correctional setting comparisons:


- Delivery of pre-release courses and services
- Delivery of transitional services
- Perceived use of core correctional practices
- Feelings of preparedness for release

Results: Differences in Pre-Release Courses and Services



	Sig.
Completed a parole orientation course	
Completed an infectious disease education course	
Reviewed a copy of your aftercare plan	X
Met with your case manager to update your IRRP	
Given Contact information for community service	
Scheduled appointments with a community service provider	

Results: Significant Differences Pre-Release Courses and Services



Reviewed a copy of your aftercare plan (N = 487)

	Work Release Inmates		General Population Inmates		
	%	n	%	n	χ^2
No	79.7	63	88.5	361	
Yes	20.3	16	11.5	47	4.482*

Results: Differences in Transitional Service Delivery



	Sig.
Issuance of social security card	X
Contact DMV	X
Apply for state picture ID card	X
Qualify for food stamps	
Qualify for SSI benefits	
Qualify for veterans benefits	X
Discussed submission of FAFSA	X
Began FAFSA	X
Obtained new birth certificate	X

	Work Release Inmates			General Population Inmates		
	n	%		n	%	χ^2
Issuance of social security card (N = 412)						
No	26	33.3		257	62.7	
Yes	35	44.9		94	22.9	
Do not need	17	21.8		59	14.4	23.980***
Contact DMV (N = 460)						
No	27	33.8		271	65.9	
Yes	51	63.8		111	27.0	
Do not need	2	2.5		29	7.1	41.033***
Apply for state picture ID card (N = 463)						
No	23	28.8		286	69.6	
Yes	51	63.8		103	25.1	
Do not need	6	7.5		22	5.4	50.245***
Qualify for veterans benefits (N = 347)						
No	48	60.0		270	65.9	
Yes	10	12.5		19	4.6	
Do not need	22	27.5		121	29.5	7.444*
Discussed submission of FAFSA (N = 453)						
No	53	66.3		324	79.2	
Yes	15	18.8		61	14.9	
Do not need	12	15.0		24	5.9	9.672**
Began FAFSA (N = 448)						
No	61	76.3		353	86.5	
Yes	6	7.5		28	6.9	
Do not need	13	16.3		27	6.6	8.442*
Obtained new birth certificate (N = 415)						
No	35	43.8		267	65.0	
Yes	29	36.3		84	20.4	
Do not need	16	20.0		60	14.6	13.437***

Results: CCP and Effective Use of Authority



	Work Release		General Population		
	N	Mean	N	Mean	t-test
Prison Structure	79	14.73	397	13.98	1.96
Interpersonal Domination	79	16.04	389	17.33	-2.27*
Firm-but-Fair Disciplinary Practices	80	11.44	400	9.88	4.12***

Results: CCP and Appropriate Modeling and Reinforcement



	Work Release		General Population		
	N	Mean	N	Mean	t-test
Use of Role Playing and Rehearsal	81	5.14	401	4.61	2.75**
Effective Disapproval	81	7.19	405	6.10	4.43***
Effective use of Reinforcements	79	8.41	404	7.45	3.26***
Modeling	81	7.12	409	5.90	4.90***

Results: CCP and Use of Skill Building and Problem-Solving Strategies



	Work Release		General Population		
	N	Mean	N	Mean	t-test
Cognitive Skill Development	81	11.85	397	10.08	3.54***
Problem-Solving Strategies	80	13.30	391	11.57	3.65***

Results: CCP and Effective Use of Community Resources




	Work Release		General Population		
	N	Mean	N	Mean	t-test
Advocacy and/or Brokerage	77	16.75	394	15.31	2.45*

Results: CCP and Quality of Interpersonal Relationships



	Work Release		General Population		
	N	Mean	N	Mean	t-test
Staff Respect Toward Inmates	80	8.69	408	7.65	3.29***
Staff Cares About Me	80	13.73	399	11.40	5.09***
Staff Openness	81	12.51	401	11.13	3.03**
Inmate-Staff Trust	79	11.95	410	10.63	2.98**
Staff Commitment	78	10.92	405	10.23	1.86
Staff Skill Factors	81	6.19	405	5.70	2.00*

Results: Readiness for Release Measure Comparisons



	Sig.
I feel prepared to get a job upon release	X
I feel comfortable going back to my family	
I am comfortable with my housing situation upon release	
I know where I am going to live when I leave here	
I know what is expected of me upon release	
It will be easy to pay my bills after release	X
It will be easy to find a good place to live when I leave	
I have people I can depend on when I am released	
Prepared for release scale	



Results: Readiness for Release

- I feel prepared to get a job upon release

Work Release		General Population		
N	Mean	N	Mean	t-test
79	3.43	404	3.18	2.37**

- It will be easy to pay my bills after release

Work Release		General Population		
N	Mean	N	Mean	t-test
79	2.72	404	2.40	2.63**



Conclusions

- Inmates in work release centers:
 - Perceived greater use of CCP among staff
 - Reported more pre-release and transitional services
 - Felt that they were better prepared for release
- WRC significantly more likely to feel prepared to handle economic challenges upon release.
- WRC may be more conducive to therapeutic service delivery than the general population setting.



Implications

- Increased use of WRC as step-down units for prisoners returning to the community.
- Staff characteristics and training in core skills should be addressed to ensure the maximum therapeutic impact of the WVORI.
- Future research will center on whether preparedness for release, and perceived use of CCP are predictive of prisoner outcomes.
- Link is important because individual attitudes and expectations of life after release may impact and future outcomes (Maruna, 2001).
 - Desisting ex-prisoners had more positive expectations about their future and stronger senses of control over their own lives.



Contact

Stephen M. Haas, Ph.D.

Director, WV Statistical Analysis Center

Division of Justice and Community Services

Phone: 304-558-8814

Email: Stephen.M.Haas@wv.gov